

JOIN ME THURSDAY NIGHT AT 8:00PM EST IN THE TEACHTALKTRADE HOTCOMM ROOM WHEN I REVEAL MY PICKS.

Space is limited, so please email me at um@teachtalktrade.com and request a space for this session.

The historic opportunity in stocks right now...

- Cheap** – cheapest in over 20 years
- Hated** – investors are the most scared in 20 years
- No uptrend yet...** but I'll show you a way around it with the Swing Trading System.

Stocks are the cheapest in over 20 years, as measured by the price-to-earnings ratio. The old advice of “Buy and hold” might be right most of the time. But back in 2000, or back in 1929, it was clearly the wrong advice. Stocks were overpriced, based on the P/E ratio. Stocks were most expensive in 2000, 1929, and 1966... And stocks performed terribly for the next generation after that. But now, stocks are cheap.



How Will Stocks Do Over the Next Ten Years?

The bull market we experienced ending in 2000 was the greatest bull market of all time. When you size up the trailing 10-year returns, you can see that only the bull market ending in 1929 compares. In both cases, after a great ten year run, stocks got expensive. When stocks have a good ten year run, they typically get expensive. When they have a bad ten years, they typically get cheap.

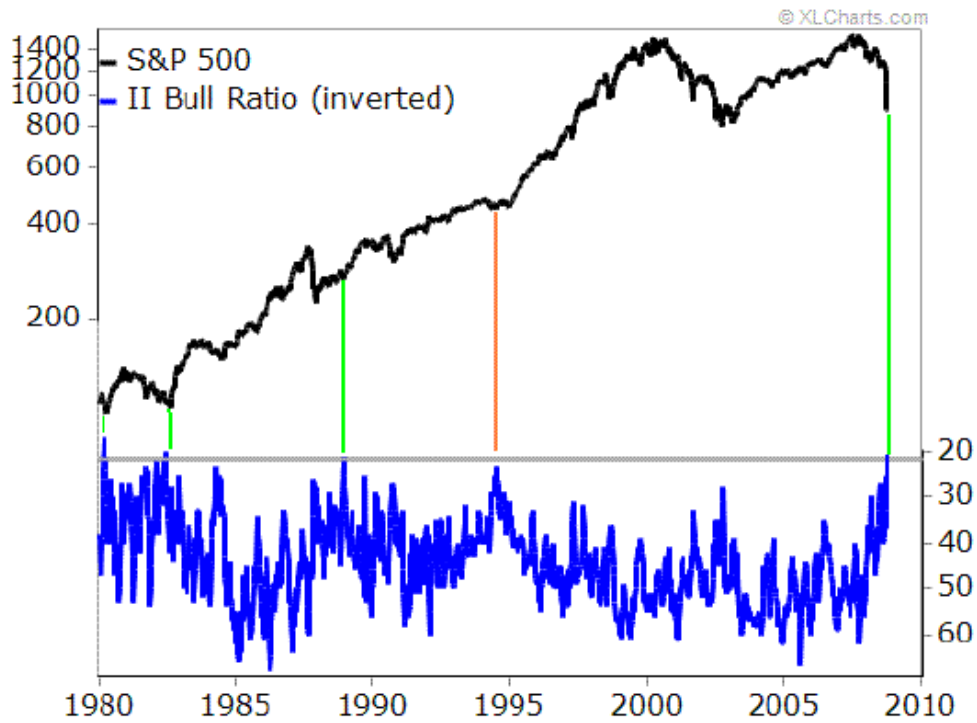
Stocks have returned nothing for ten years. Now they're cheap. When stocks get cheap, chances are good for a solid ten year run. They'll usually have a good ten years. When they get expensive, they'll have a bad ten years. When stocks are this cheap, the likely ten-year return is double-digit compound annual percentage gains.

When stocks are as expensive as they were in 2000, the likely return is close to zero, when you adjust for inflation.

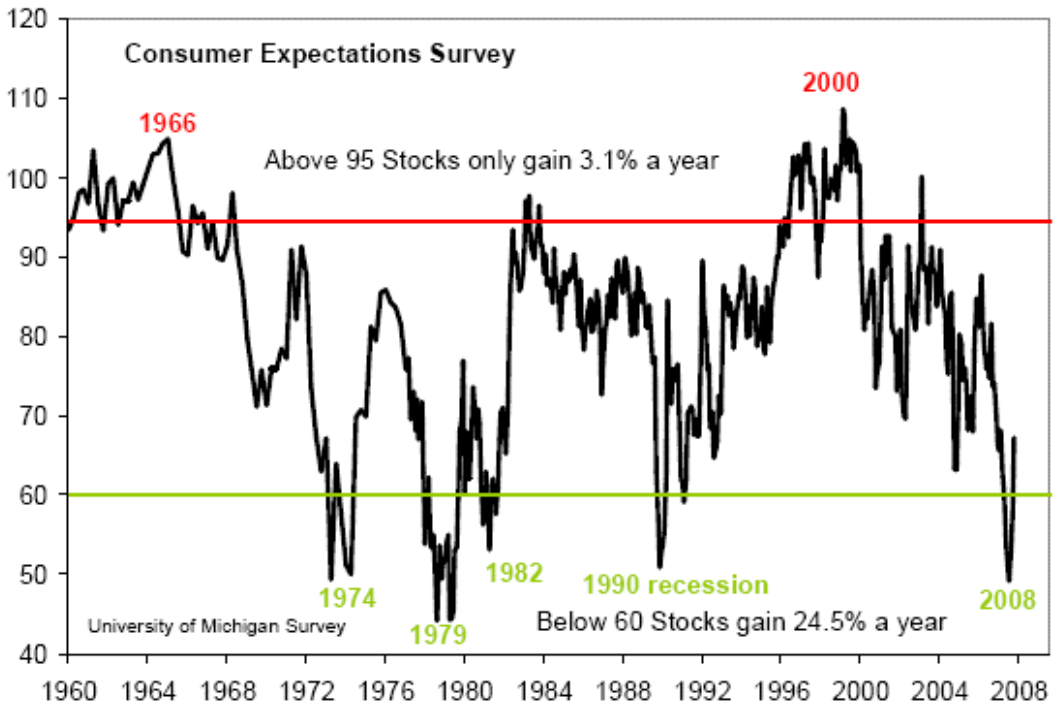


Investors are More Scared than They've Been in 20 Years

Newsletter writers(!) (as measured by Investor's Intelligence) show the least number of bulls than at any time since 1988. When they get this scared, stocks on average rise about 30% over the next 12 months!



This year, Americans became more scared about the future than at any time since 1982.
 When individuals are scared, stocks gain 24.5% a year...

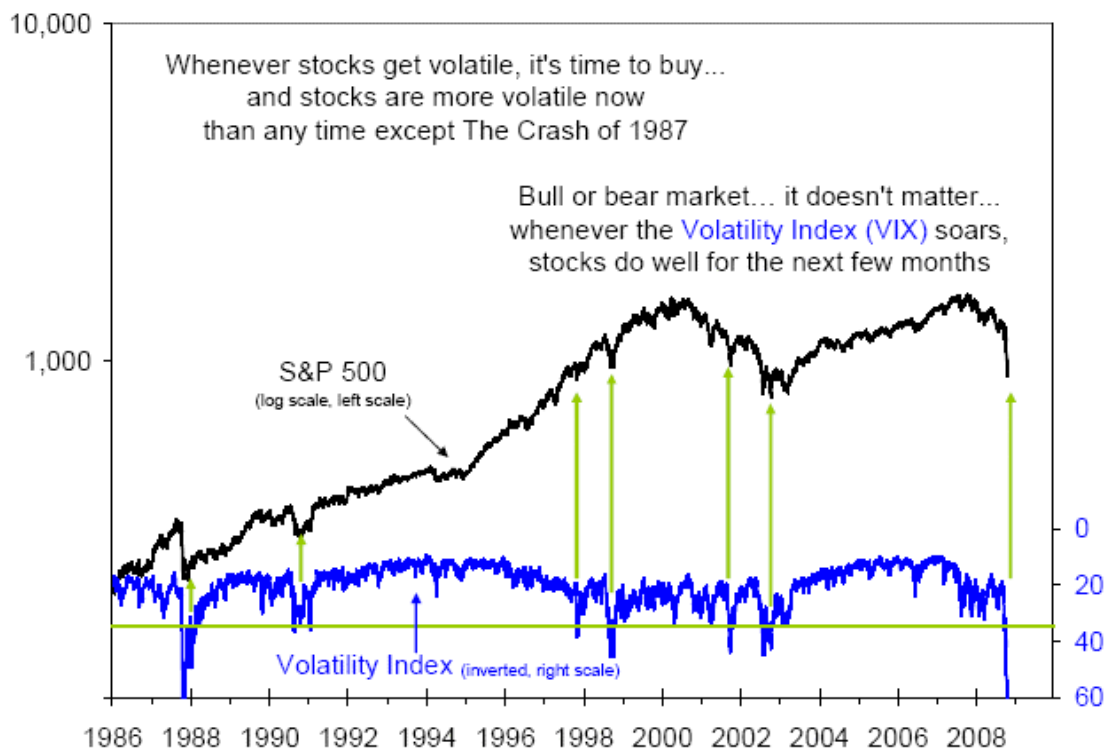


Stocks are More Volatile Today than Any Time in 20 years

“High Volatility is the footprint of almost all market bottoms...”

Steve Leuthold’s research team said that this month, based on a study going back to the 1800s. The only exceptions were in the early 1930s and briefly in the dot-com bust. Today we are seeing the highest levels of volatility since the Crash of 1987. (Volatility is upside-down in the chart, in blue.)

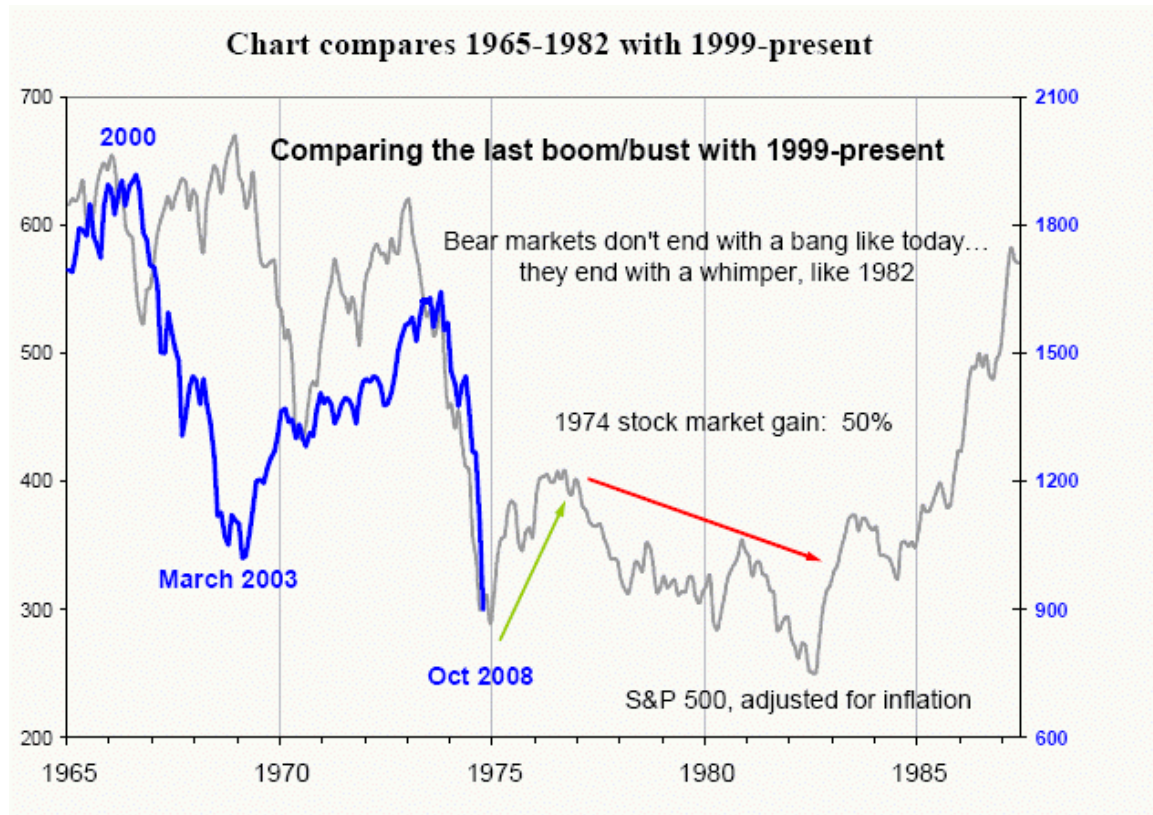
Volatility today is literally off the charts.



What's My Guess?

We're at late 1974... We're in for a strong rally now...

Then we'll meandering for a few years



I believe we are in the second leg down and have one more leg to go. There will be rallies in between and we will be in position to take advantage of these rallies while we get ready to hold longer term. You must do your homework but there are many issues that you can buy and hold for a period of time with a trailing stop but the days of holding on forever may be gone.

Don't miss my picks right now for the intermediate to long term as well as my Swing Trades (record this year is 20% for the swing trades).

**JOIN ME THURSDAY NIGHT AT 8:00PM EST IN THE
TEACHTALKTRADE HOTCOMM ROOM WHEN I REVEAL MY
PICKS.**

Space is limited, so please email me at um@teachtalktrade.com and request a space for this session.

Do Not Be Left Behind.....

Uncle Mike